

Fish Landings in Shetland

2010

Newly published statistics from the Scottish Government show that a total of just over 90,000 tonnes of fish and shellfish, worth some £82 million, were landed in Shetland in 2010. Overall, the weight and value both increased from 2009, by 16% and 12% respectively. There was a decline in landings of whitefish but an increase in landings of pelagic species.

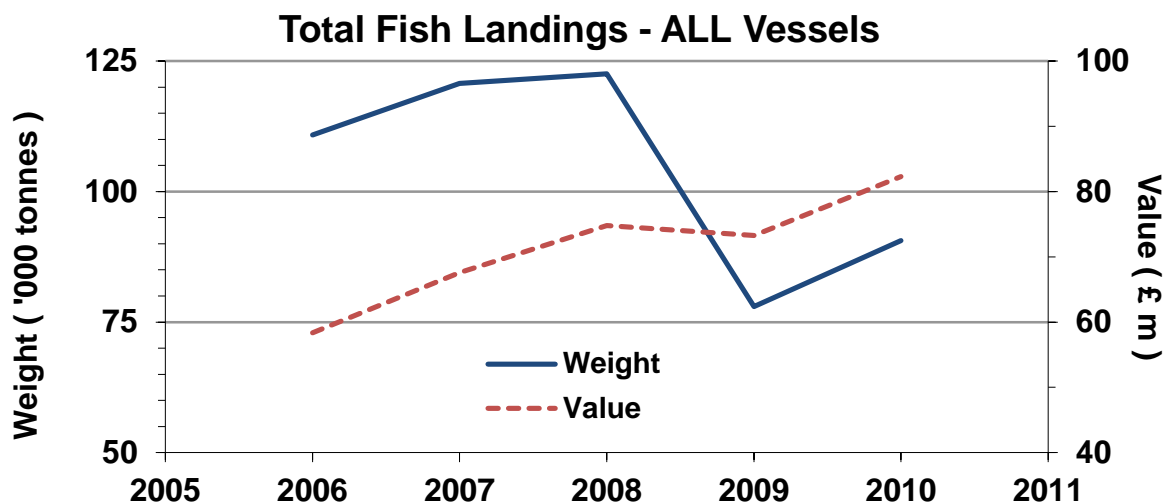
Note

The newly published statistics provide information on landings by ALL fishing vessels, both UK and foreign; previously published statistics provided information on landings by UK vessels only. For that reason the figures presented here are not directly comparable with those in previous Information Notes.

Unless otherwise stated all the landings figures included in this Note are totals for all fishing vessels (UK and foreign).

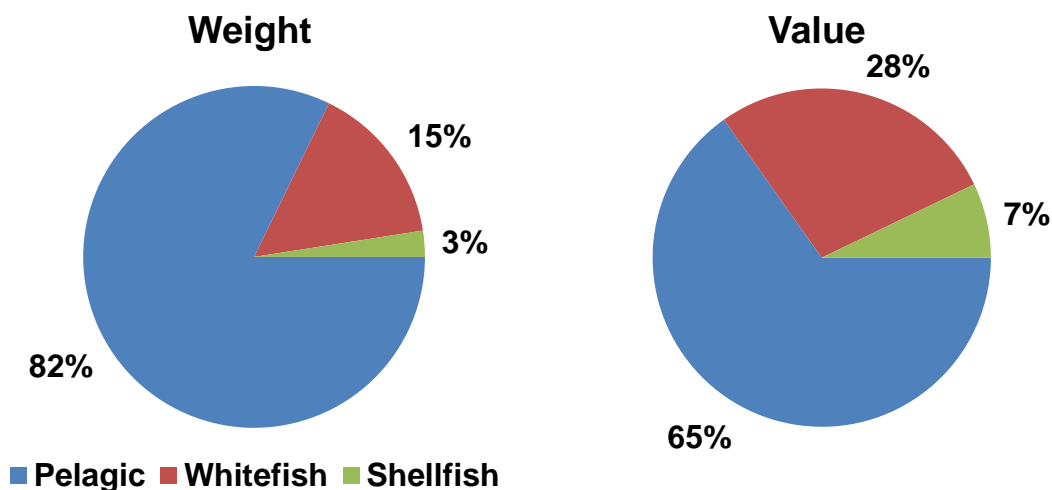
Overall Landings

A total of 90,590 tonnes of fish, worth some £82.3 million, were landed in Shetland in 2010. The weight of landings was higher than in 2009 (by 16%; see chart below), although still well below the peak reached in 2008. The value of landings was also up (by about 12%), following a very slight fall in 2009. The large decline in landings from 2008 to 2009 was largely a result of a decline in landings of pelagic species, especially blue whiting (see below).



The total annual weight and value of landings of all fish in Shetland by ALL vessels from 2006 to 2010.

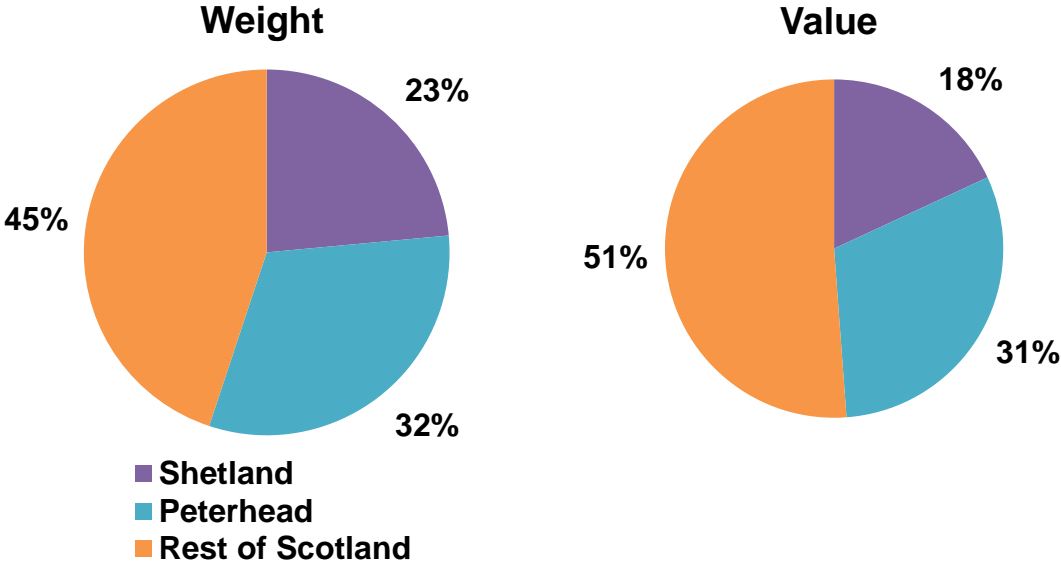
Landings in 2010 were - as usual - dominated by pelagic species (herring, mackerel, etc.; see charts below). Whitefish (haddock, cod, monks, etc.), however, accounted for a higher proportion of the value of landings, reflecting their higher unit-value. Shellfish had the highest unit value of all, but accounted for only a relatively small proportion of the weight and value of landings.



The weight (left) and value (right) of landings in Shetland by ALL vessels in 2010 broken down by pelagic, whitefish and shellfish species.

Shetland accounted for just under one quarter of the weight, and one fifth of the value of all fish landed in Scotland in 2010 (see charts below). As a landing 'port' Shetland was second only to Peterhead.

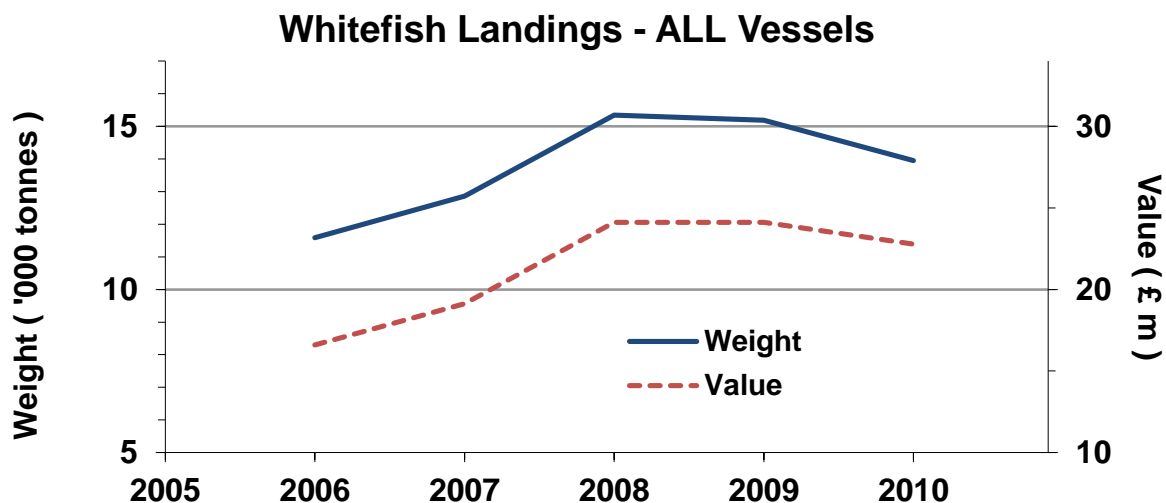
In UK terms, Shetland accounted for 17% of the weight, and 13% of the value, of all the fish landed in Britain in 2010, again second only to Peterhead.



Breakdown of the weight (left) and value (right) of landings by ALL vessels in 2010 in Shetland, Peterhead, and the Rest of Scotland.

Whitefish

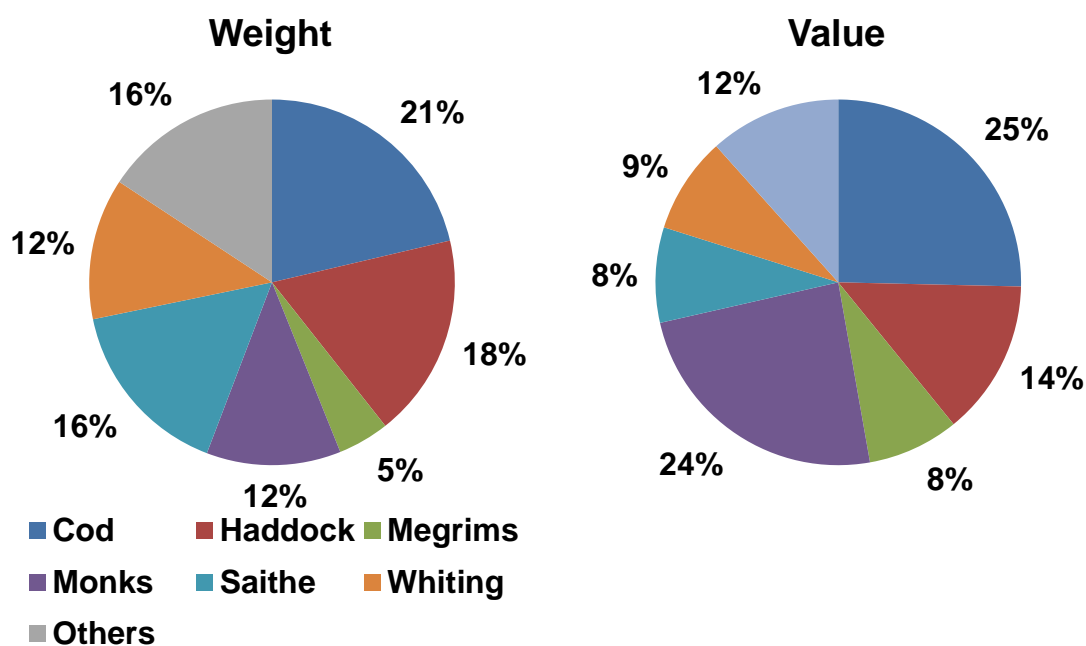
A total of 13,952 tonnes of whitefish (cod, haddock, monks, etc.), worth some £22.7 million, were landed in Shetland by all vessels in 2010. The weight and value of landings had both declined from 2009 (see chart below), by 8% and 6% respectively. This was the second year that whitefish landings in Shetland had declined from the peak they reached in 2008, following several years of growth. The local fishing industry believes that quota and effort restrictions are major contributors to this decline.



The total annual weight and value of landings of whitefish in Shetland by ALL vessels from 2006 to 2010.

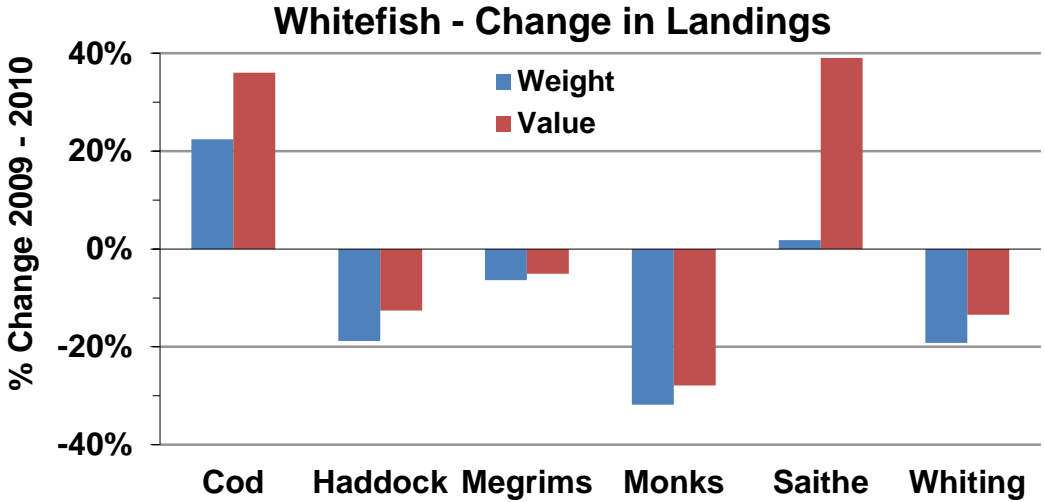
Composition of Whitefish Landings

Whitefish landings in Shetland in 2010 were - as usual - dominated by the six species of cod, haddock, megrims, monks, saithe and whiting, which together accounted for 84% of the weight and 88% of the value of all whitefish landings (see charts below). Other whitefish species landed in significant quantities included ling, lythe (pollack), skate & rays, hake and lemon sole.



Breakdown by species of whitefish landings in Shetland in 2010.

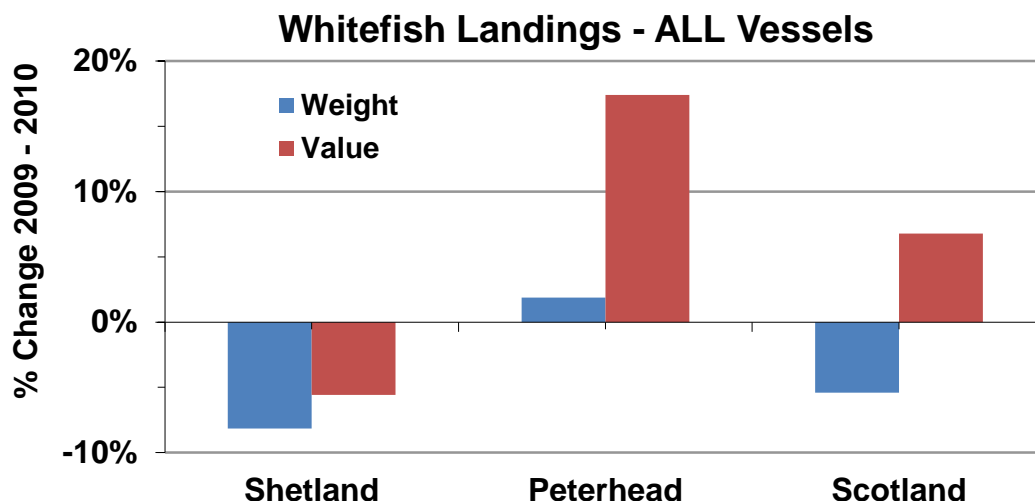
The weight and value of landings of cod in Shetland in 2010 were substantially higher than in 2009 (see chart below), as was the value of landings of saithe. Landings of the other main whitefish species, especially monks, all fell in 2010. Landings of monks are believed by the fishing industry to have been particularly badly affected by management measures that restrict the amount of time vessels can spend at sea (due to their relatively low catch rate).



Percentage changes in the weight and value of landings of the top-6 whitefish species in Shetland from 2009 to 2010.

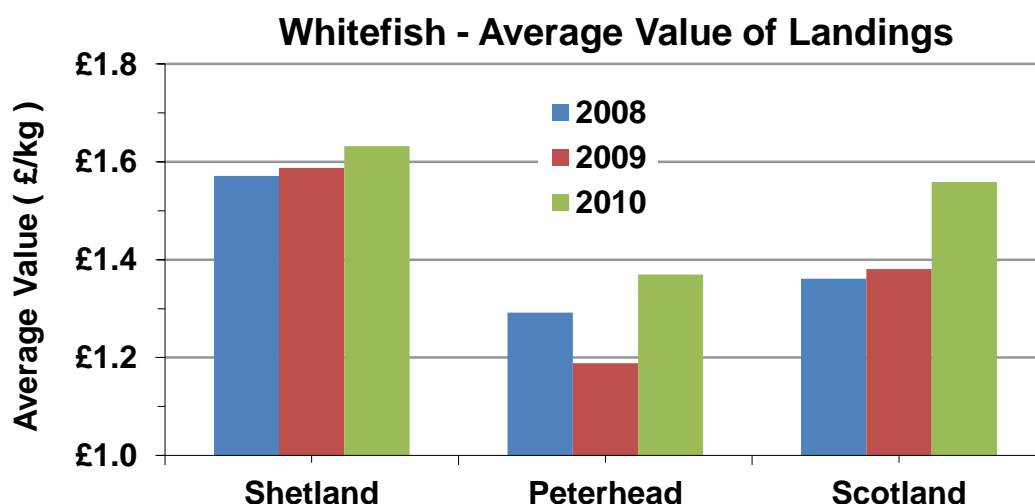
Comparison With National Trends

The declines in the weight and value of whitefish landed in Shetland in 2010 contrasted with increases in both (especially value) at Peterhead, and with an increase in the value of whitefish landings across the whole of Scotland (see chart below).



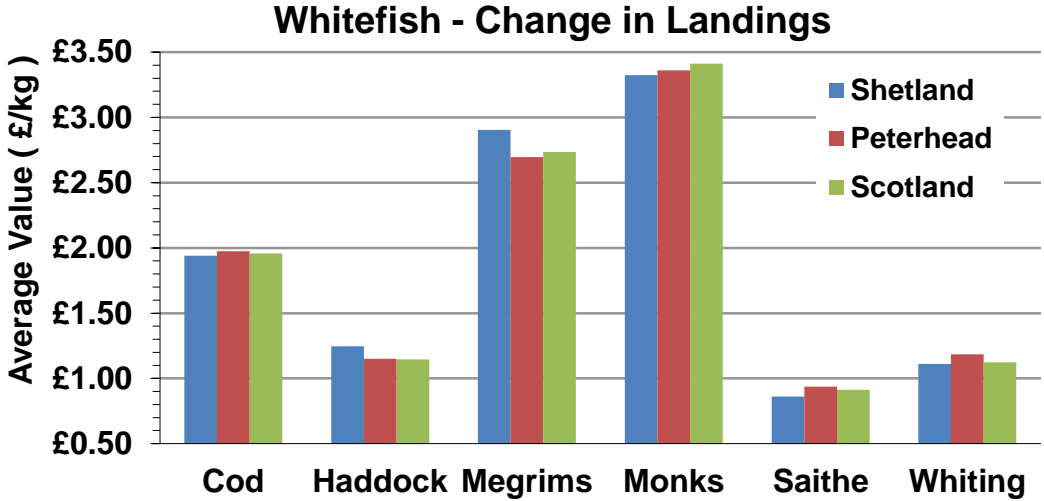
The percentage changes from 2009 to 2010 in the weight and value of landings of whitefish in Shetland, Peterhead, and all of Scotland.

The overall average market price of whitefish landed in Shetland in 2010 was £1.63 / kg, slightly higher than in 2009 (£1.59 / kg). This was substantially higher than the average prices at Peterhead and in Scotland as a whole (see chart below), although both the latter saw significantly greater increases in average prices from 2009 to 2010. (Differences in overall average prices between ports reflect differences in the composition of landings - the proportions of different species - as well as differences in the values of individual species.)



The percentage changes from 2009 to 2010 in the weight and value of landings of whitefish in Shetland, Peterhead, and all of Scotland.

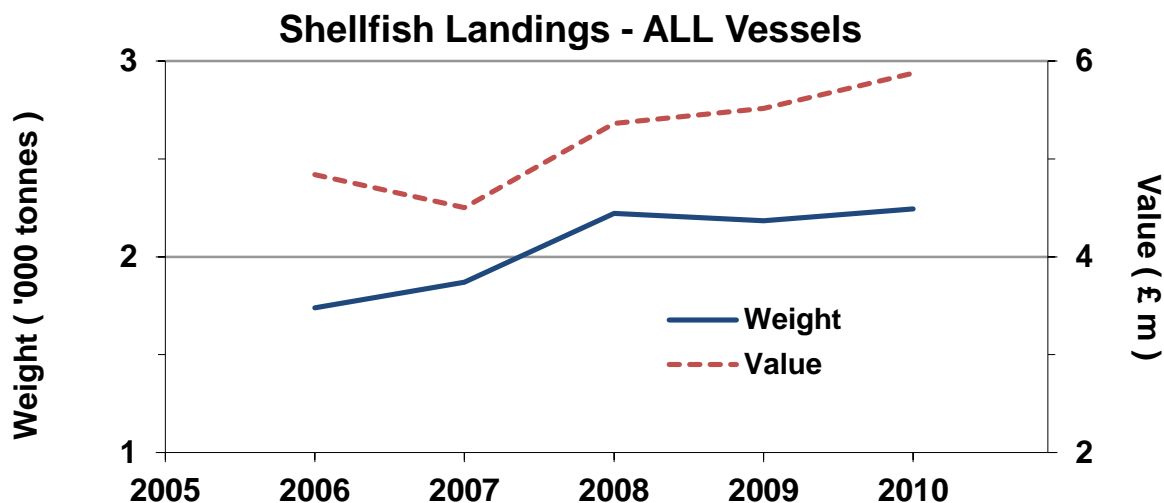
For individual species, average prices were higher in Shetland than in Peterhead and in Scotland as a whole for haddock and megrims (by between 6 and 8%; see chart below), but lower (by between 1 and 9%) for cod, monks, saithe and whiting.



Average values of main whitefish species landed in Shetland, Peterhead and all of Scotland in 2010.

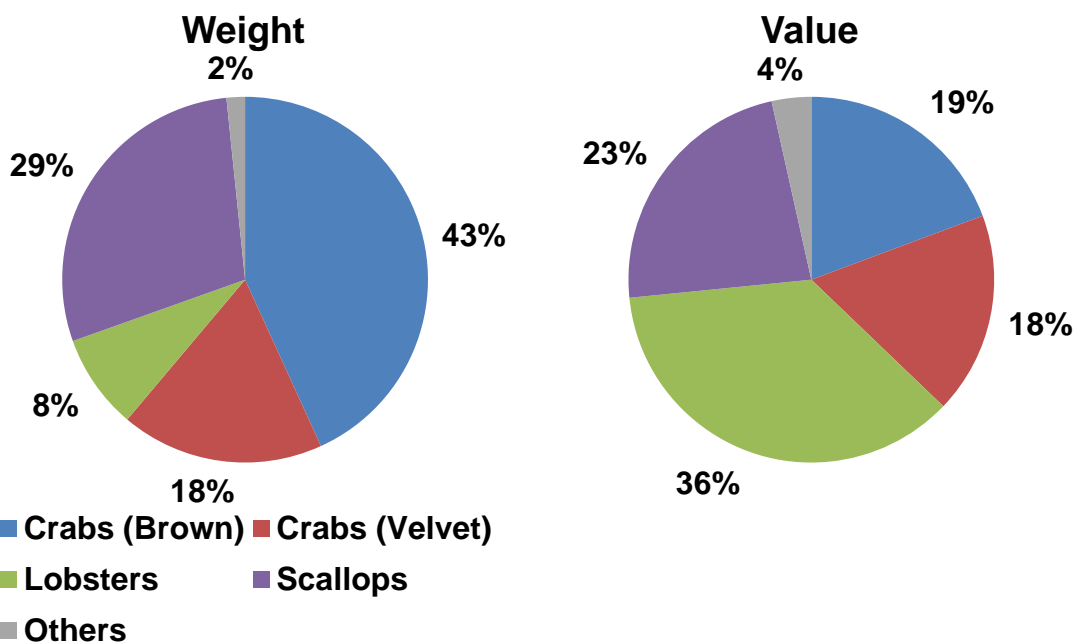
Shellfish Landings

According to the published statistics, 2,244 tonnes of shellfish (including nephrops and squid), with a value of about £5.9 million, were landed in Shetland in 2010. There were small increases from 2009 to 2010 in both the weight (3%) and value (7%).



The total annual weight and value of landings of shellfish in Shetland by ALL vessels from 2006 to 2010.

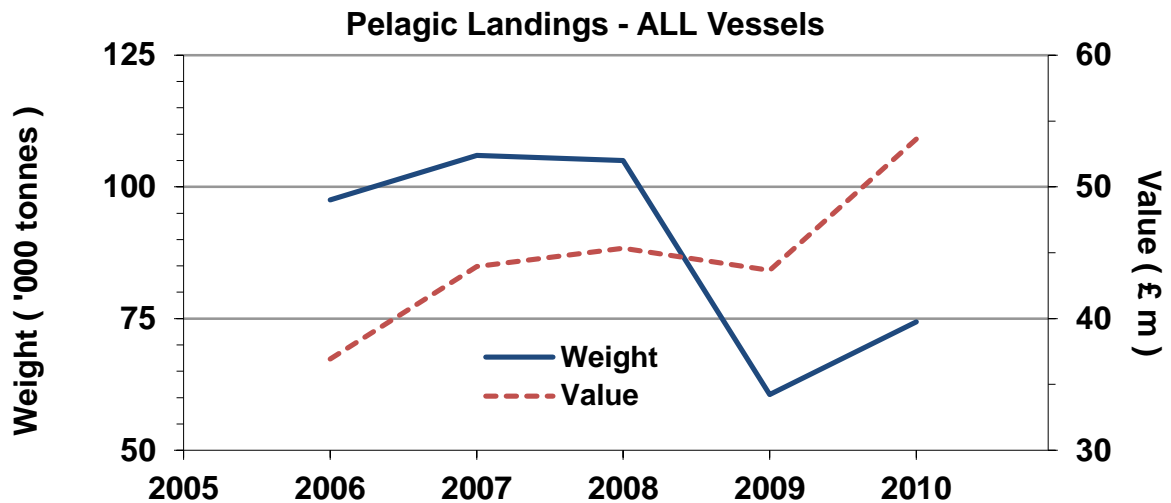
Excluding *Nephrops* ('prawns'), which are primarily landed by whitefish vessels, shellfish landings were dominated by crabs and scallops (see charts below). Landings of *Nephrops* in 2010 totalled 1,450 tonnes, worth some £5.9 million.



Breakdown by species of shellfish landings (excluding *Nephrops*) in Shetland in 2010.

Pelagic Landings

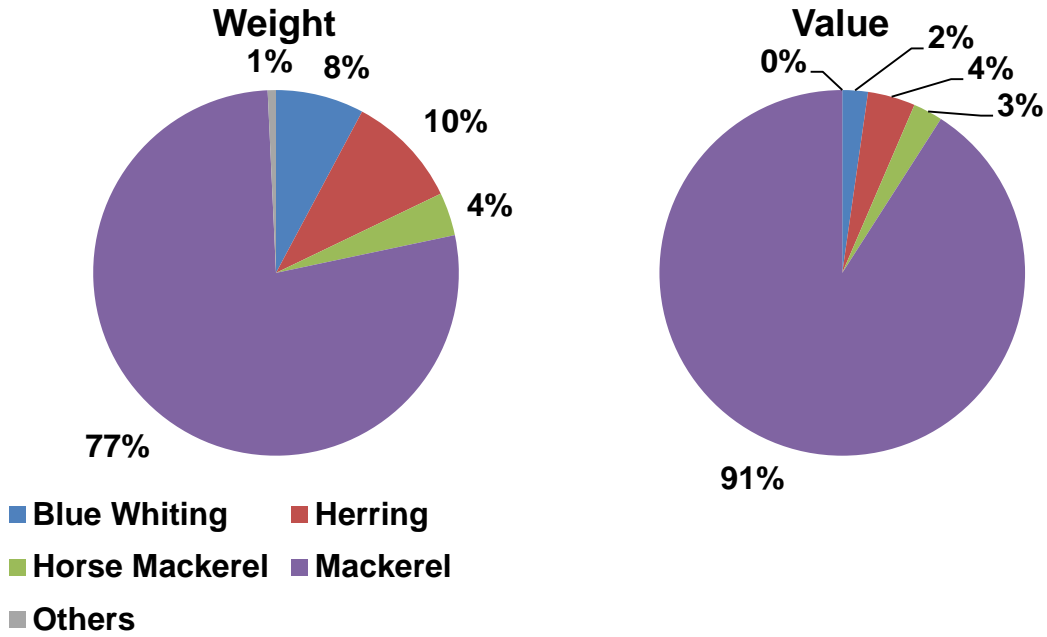
A total of 74,394 tonnes of pelagic fish, worth some £53.6 million, were landed in Shetland by UK and foreign vessels in 2010. Both the weight and value were substantially (23%) higher than in 2009.



The total annual weight and value of landings of pelagic fish in Shetland by ALL vessels from 2006 to 2010.

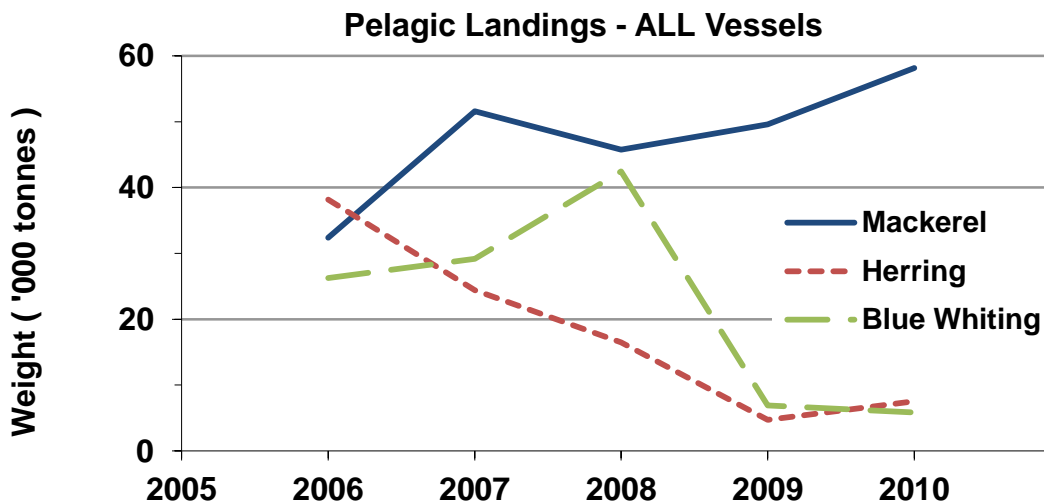
Composition of Pelagic Landings

As in recent years, pelagic landings in Shetland were dominated by mackerel, which accounted for 78% of the weight and 91% of the value of all pelagic landings (see charts below). The other principal pelagic species landed in Shetland were herring and blue whiting.



Breakdown by species of pelagic landings in Shetland in 2010.

The substantial decline in pelagic landings from 2008 to 2009 was the result of reductions in landings of blue whiting and herring (see chart below), due to changes in buying policies by local processors. Landings of mackerel increased slightly over this period.



The total annual weight of landings of the main pelagic fish species in Shetland by ALL vessels from 2006 to 2010.

Employment in Fishing

According to the official statistics there were 448 fishermen in Shetland in 2010, 231 full-time and 217 part-time. If these figures are comparable with those published previously this would represent a small (4%) increase in the total number of fishermen.

Landings in 2011

Official statistics for fish landings in Shetland in 2011 will not be available until September 2012. However, preliminary data (from Shetland Seafood Auctions) indicate that the total weight of whitefish sold through Shetland fish markets in the first eight months of 2011 (Jan' - Aug') was slightly (3%) less than in the same period of 2010, but their value was about 9% greater. If these trends continue until the end of the year, it is suggests that 2011 may see a further small reduction in the weight of whitefish landed in Shetland, but an increase in its value.

Data for pelagic or shellfish landings in 2010 are not available at this time.

Further Information

The full published Scottish Fisheries Statistics 2010 are available online at:

<http://www.scotland.gov.uk/Publications/2011/09/09155012/0>

UK Fisheries Statistics for 2010, published by the Marine Management Organisation, are available online at:

<http://www.marinemanagement.org.uk/fisheries/statistics/annual.htm>

A more detailed analyses of landings in Shetland, and by the Shetland fleet, using unpublished data from by the Scottish Government will be carried out and circulated when ready.

For further information please contact me at the NAFC Marine Centre.

Ian R. Napier

19th September 2011